


mardi 9 juin

Travail pour




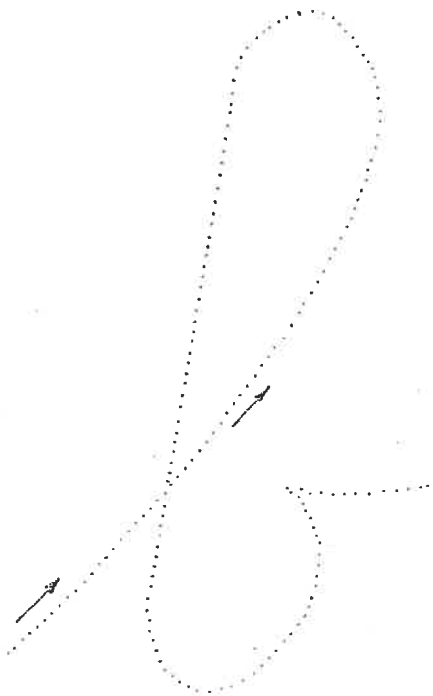
les 7<sup>èmes</sup> années



Prénom : -----

Date : -----

La lettre b – b.



Entraîne-toi à écrire...

b

b




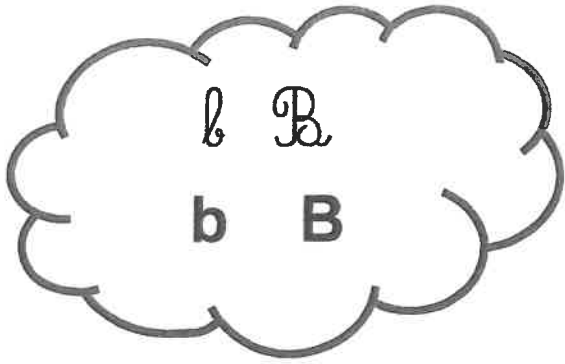
le bavard

la bêtise

B

B


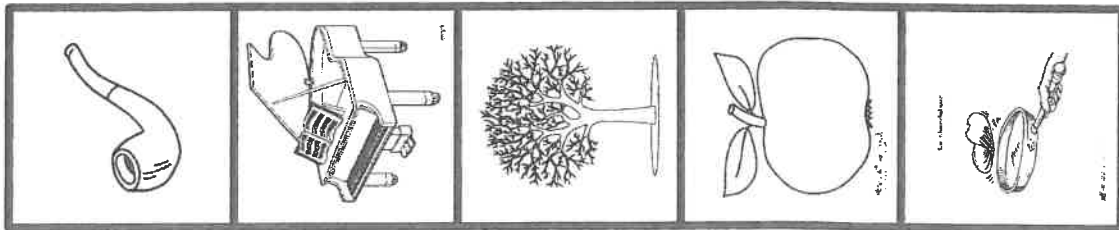
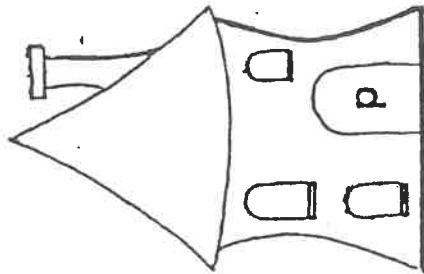
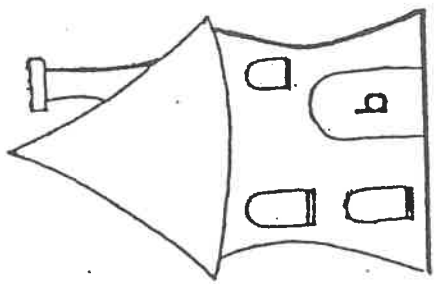
Boule et Bill aiment les bananes.



Prénom : \_\_\_\_\_

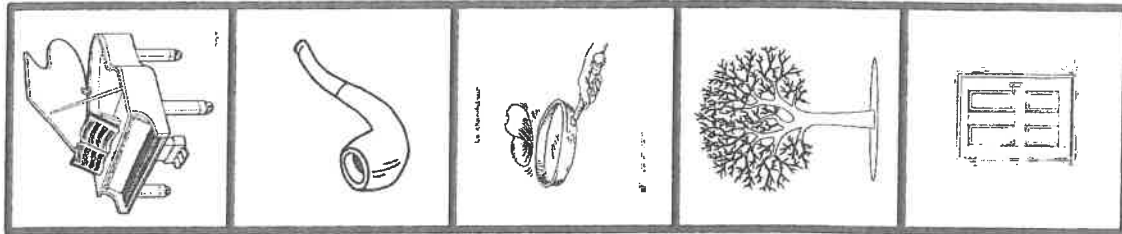

Date : \_\_\_\_\_

Relie si tu entends b ou p.

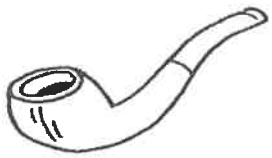

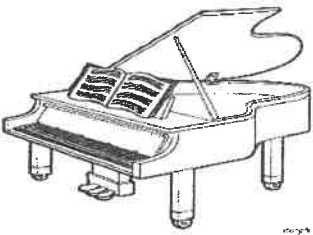


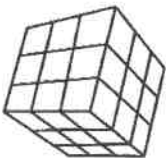






Relie le dessin au mot correspondant.

Une pipe  
Une bobine  
Le piano  
Un bocal  
Un arbre  
Le cube  
Une pomme  
La robe  
Une crêpe  
La porte



Complète avec p ou b.

 <p>__ipe</p>	 <p>__dine</p>
 <p>__iano</p>	 <p>__cal</p>
 <p>ar __re</p>	 <p>cu __e</p>
 <p>__omme</p>	 <p>ro __e</p>
 <p>crê __e</p>	 <p>__orte</p>

Dessin codé :



jaune




noir



orange



rouge



Colorie les balles quand tu entends « b ».



Barre le mot menteur.



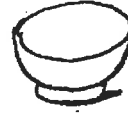
bas  
pas



bord  
robe



barre  
part



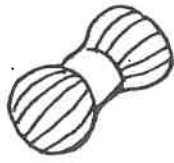
Pol  
bol



arbre  
harpe



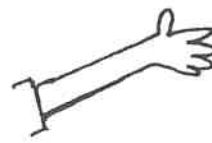
table  
fable



belote  
pelote



gomme  
pomme

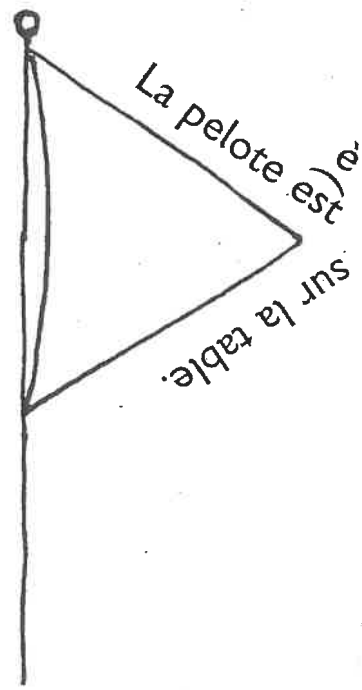
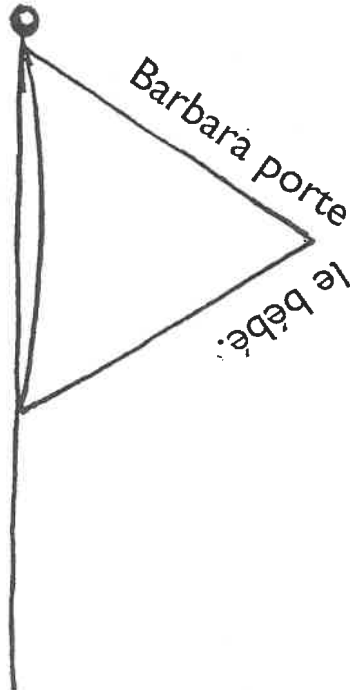
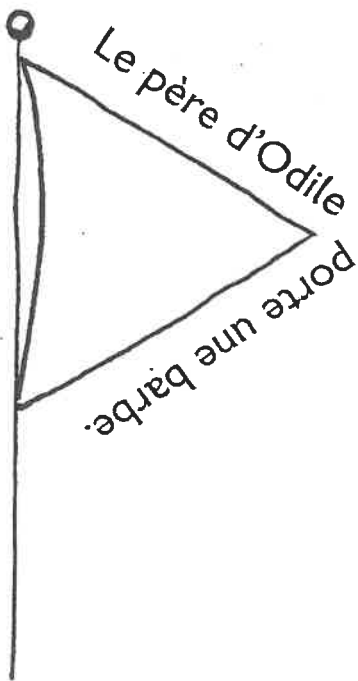


abri  
bras



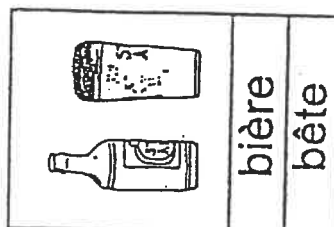
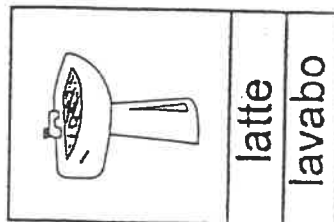
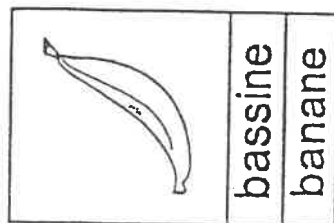
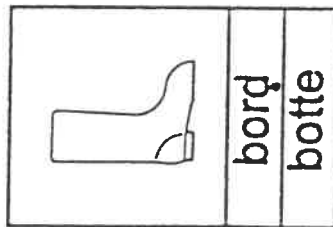
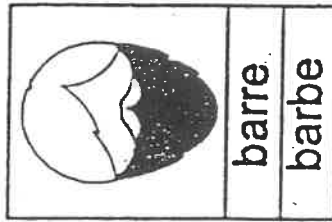
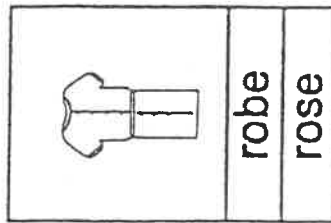
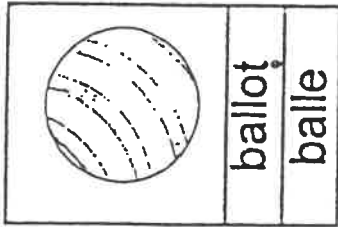
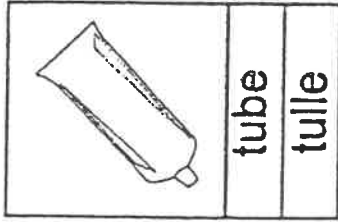
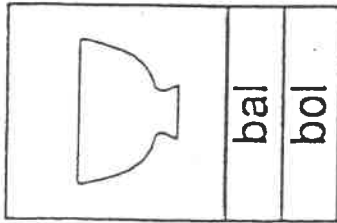
barbe  
crabe

Lis et illustre la phrase dans le fanion.





Choisis le bon mot.



Relie.

bol

balle

bière



bal

bar

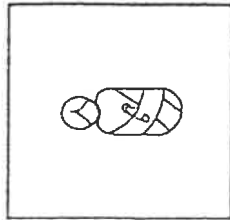
but

bébé

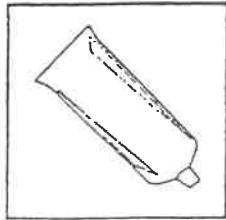
botte



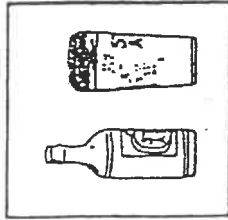
Complète les mots



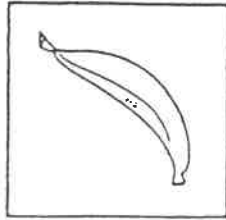
le bé..



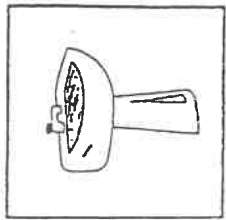
le tu..



la .. ère



la .. nane



le lava..

Entoure la bonne syllabe.

pu	bu
----	----

bu	pu
----	----

pa	ba
----	----

ba	pa
----	----

bi	pi
----	----

po	bo
----	----

pa	ba
----	----

pi	bi
----	----


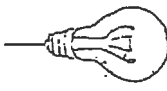
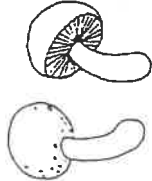

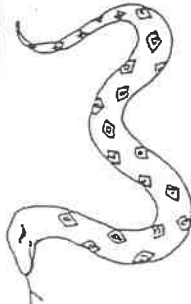
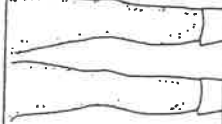

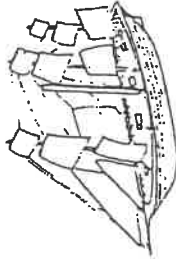
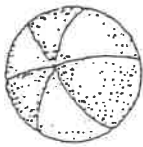
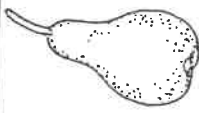


ba	pa
----	----

pi	bi
----	----

pa	ba
----	----


bo	po
----	----

Colorie en bleu quand tu entends b.  
en rouge quand tu entends p.


1		
2		
3		
4		
5		
6		

Entoure ou barre.

▼ Entoure tous les signes qui sont de cette famille.




▼ Barre tous les signes qui sont de cette famille.




P d P b d b P d P b d b P d P

▼ Entoure tous les signes qui sont de cette famille.



▼ Barre tous les signes qui sont de cette famille.




d b b P b b d d  
 d b q b P d q

Nom : .....

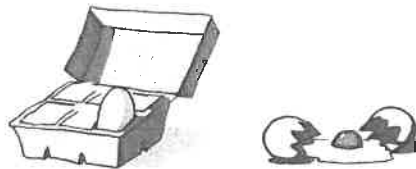
Date : .....

## Des calculs « moins »


Complète.



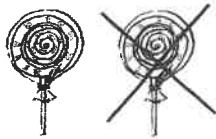
$$4 - 1 = \dots\dots$$



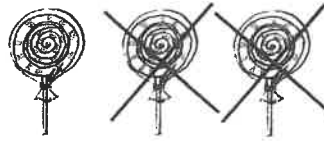
$$2 - \dots\dots = \dots\dots$$



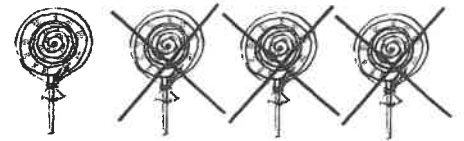
$$5 - \dots\dots = \dots\dots$$



$$2 - 1 = \dots\dots$$



$$\dots\dots - \dots\dots = \dots\dots$$



$$\dots\dots - \dots\dots = \dots\dots$$



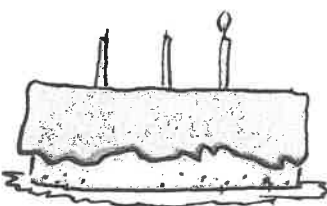
$$\dots\dots - \dots\dots = \dots\dots$$




$$\dots\dots - \dots\dots = \dots\dots$$



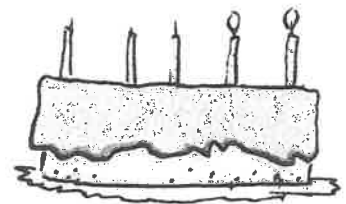
$$\dots\dots - \dots\dots = \dots\dots$$



$$\dots\dots - \dots\dots = \dots\dots$$



$$\dots\dots - \dots\dots = \dots\dots$$



$$\dots\dots - \dots\dots = \dots\dots$$

$$5 - 1 = \dots\dots$$

$$3 - 1 = \dots\dots$$

$$4 - 1 = \dots\dots$$

$$2 - 1 = \dots\dots$$

$$4 - 3 = \dots\dots$$

$$5 - 3 = \dots\dots$$

$$3 - 3 = \dots\dots$$

$$1 - 1 = \dots\dots$$

$$3 - 2 = \dots\dots$$

$$5 - 2 = \dots\dots$$

$$4 - 2 = \dots\dots$$

$$2 - 2 = \dots\dots$$

Nom : .....

Date : .....

## 1. Décomposer les nombres 8 et 9

Complète.



Invente

Calcule

$$\begin{array}{l} \dots + \dots = 8 \\ \dots + \dots = 8 \\ \dots + \dots = 8 \\ \dots + \dots = 8 \\ \dots + \dots = 8 \end{array}$$

$$\begin{array}{l} 8 - 1 = \dots \\ 8 - 3 = \dots \\ 8 - 5 = \dots \\ 8 - 2 = \dots \\ 8 - 4 = \dots \end{array}$$

Invente

Calcule


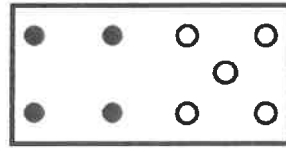
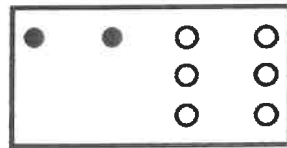
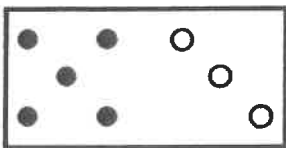
$$\begin{array}{l} \dots + \dots = 9 \\ \dots + \dots = 9 \\ \dots + \dots = 9 \\ \dots + \dots = 9 \\ \dots + \dots = 9 \end{array}$$

$$\begin{array}{l} 9 - 1 = \dots \\ 9 - 5 = \dots \\ 9 - 2 = \dots \\ 9 - 6 = \dots \\ 9 - 4 = \dots \end{array}$$

## 2. Reconnaître les calculs

Entoure le calcul qui correspond au schème.

Calcule.



$$\begin{array}{l} 6 + 2 = \dots \\ 3 + 5 = \dots \\ 4 + 4 = \dots \\ 8 - 3 = \dots \\ 5 + 3 = \dots \\ 8 - 5 = \dots \\ 5 - 3 = \dots \\ 7 + 1 = \dots \end{array}$$

$$\begin{array}{l} 1 + 7 = \dots \\ 8 - 2 = \dots \\ 8 - 6 = \dots \\ 4 + 4 = \dots \\ 6 - 2 = \dots \\ 8 - 5 = \dots \\ 6 + 2 = \dots \\ 2 + 6 = \dots \end{array}$$

$$\begin{array}{l} 8 + 1 = \dots \\ 5 - 4 = \dots \\ 9 - 3 = \dots \\ 9 - 5 = \dots \\ 9 - 4 = \dots \\ 4 + 5 = \dots \\ 10 - 1 = \dots \\ 5 + 4 = \dots \end{array}$$

$$\begin{array}{l} 1 + 8 = \dots \\ 4 + 5 = \dots \\ 9 - 1 = \dots \\ 9 - 5 = \dots \\ 9 - 8 = \dots \\ 8 - 1 = \dots \\ 8 + 1 = \dots \\ 3 + 6 = \dots \end{array}$$

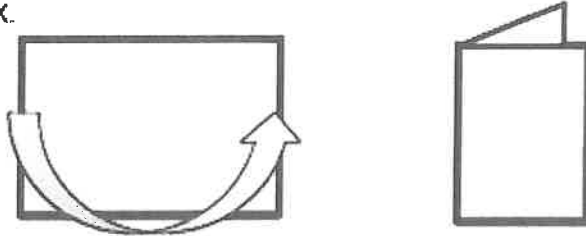
# FÊTE DES PÈRES

Pour la fête des pères, je te propose de réaliser une carte de vœux et un petit cadeau que papa pourra déposer sur son bureau...

## La carte

### Comment faire ?


1. Prends une feuille A4 de couleur. Tiens-la horizontalement et plie-la en deux.




2. Imprime le document avec les gabarits des demi-cœurs sur 2 feuilles de couleurs différentes et découpes-en 2 (un de chaque couleur).

Découpe également les petits bras (un de chaque couleur), tu peux laisser un peu d'espace entre la ligne et ta paire de ciseaux.

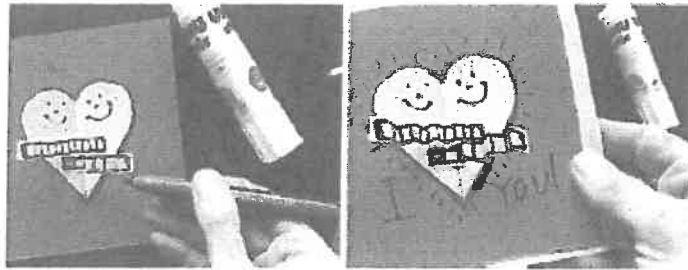
3. Prends ta carte, vérifie que le pli est bien à gauche et colle les 2 morceaux de cœur collés l'un à l'autre au milieu de la première face de ta carte.



4. Prends les petits bras, plie-les comme des petits accordéons. Puis, colle-les : chaque bras sur la partie du cœur de la même couleur.



5. Ensuite, reprends ton feutre noir pour :
- dessiner un visage (yeux, nez, sourire) en haut de chaque partie du cœur
  - contourner le cœur
  - placer des petits traits tout autour
  - écrire « Je t'aime » en-dessous de ton cœur.



6. Pour terminer, ouvre ta carte et colle le petit poème que tu auras complété.

Veille à ce qu'il soit bien centré.

Quand tu as un peu de temps, essaye de l'apprendre par cœur pour faire la surprise à papa dimanche.

Quand je suis dans tes

Mon cœur bat tout

Quand tu me fais un

C'est tout

Quand je suis sur ton

Je n'ai plus

Quand tu me fais un

Je n'ai plus de

Et quand tu es

Je m'ennuie à l'



Papa,

Quand je suis dans tes bras

Mon cœur bat tout bas, tout bas

Quand tu me fais un bisou,

C'est tout doux, tout doux

Quand je suis sur ton cœur,

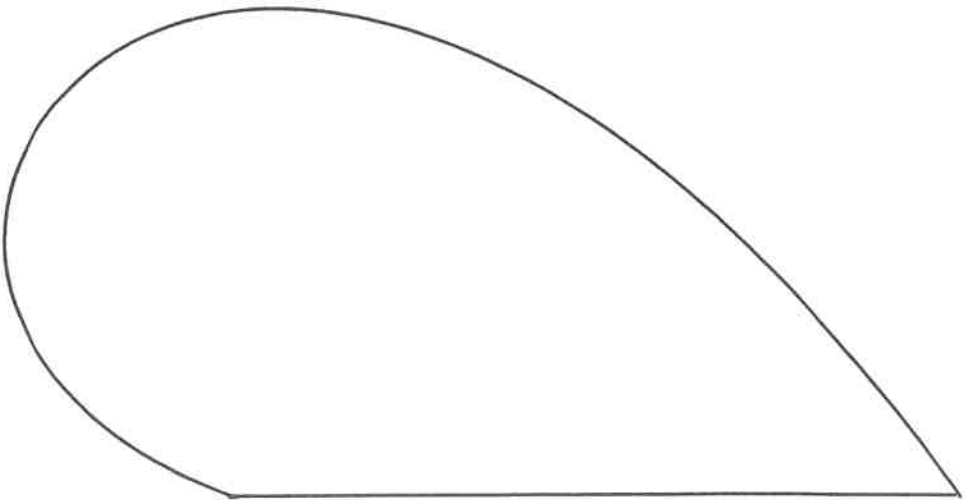
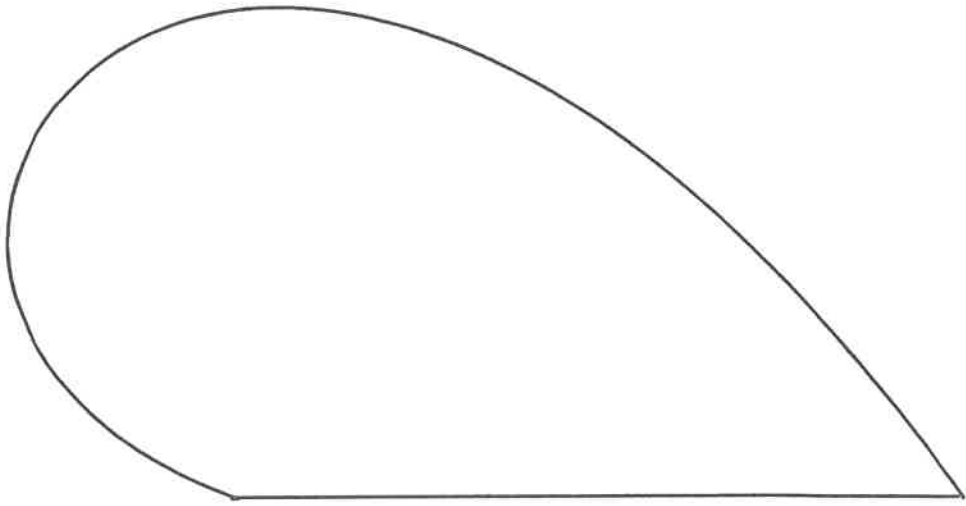

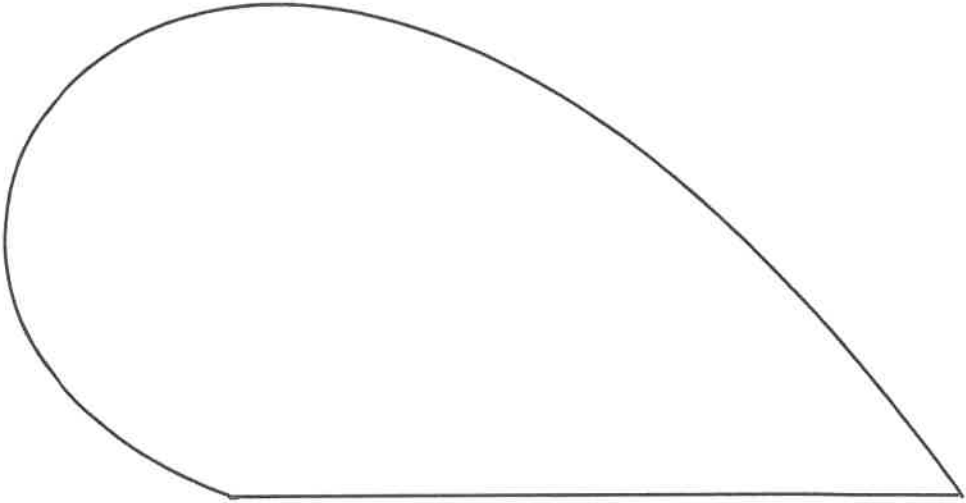
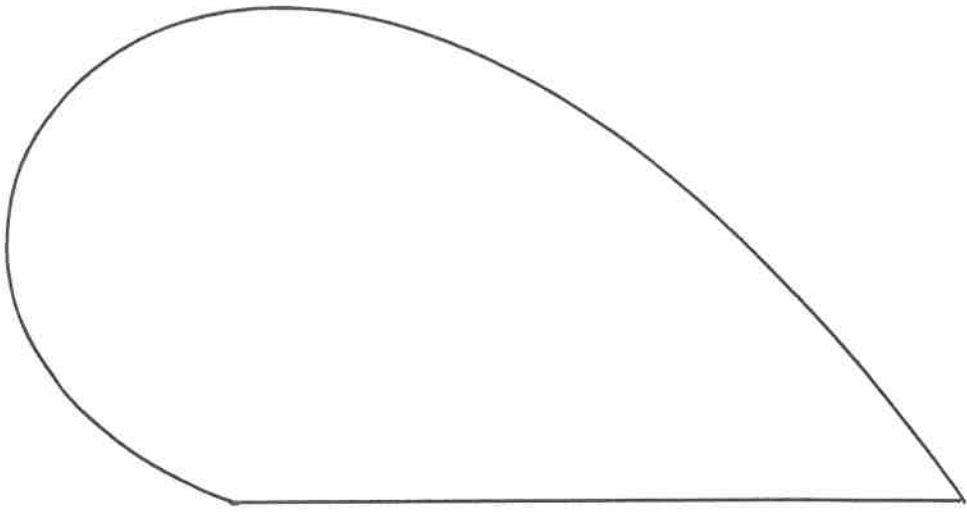

Je n'ai plus peur, plus peur


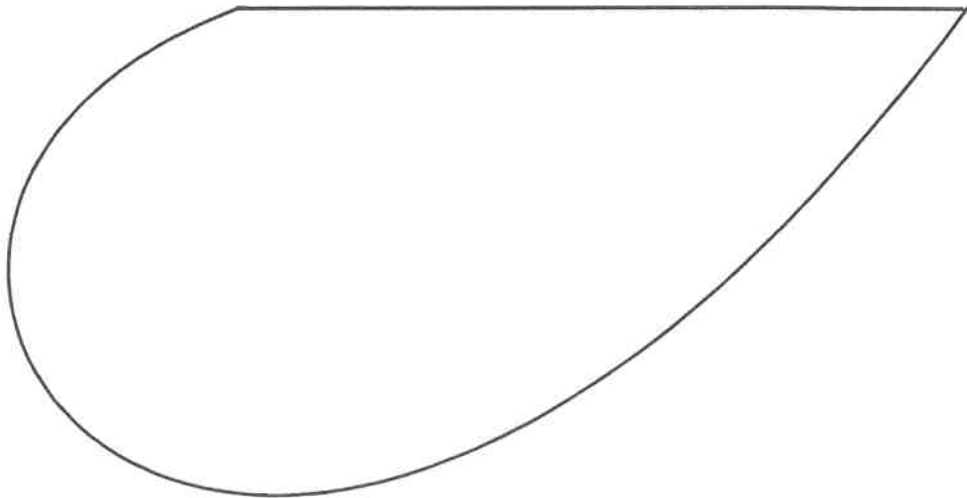

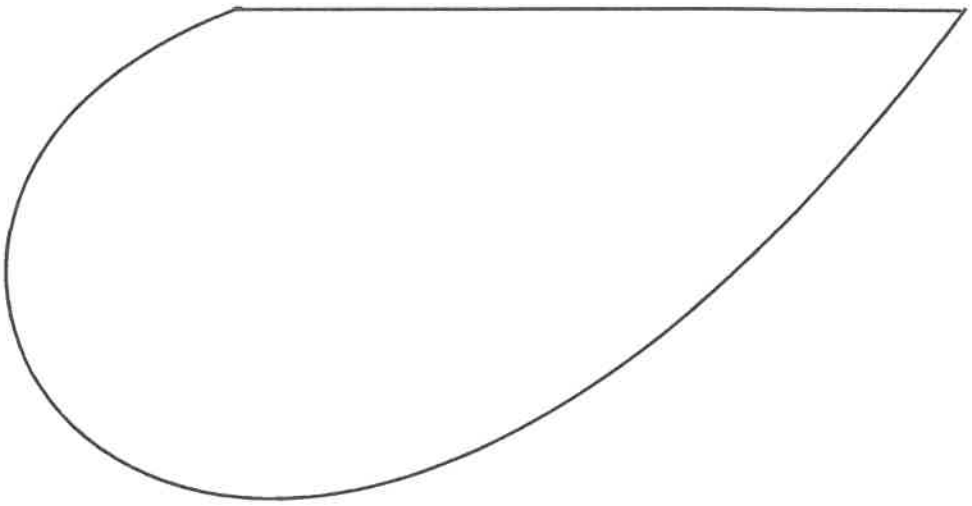
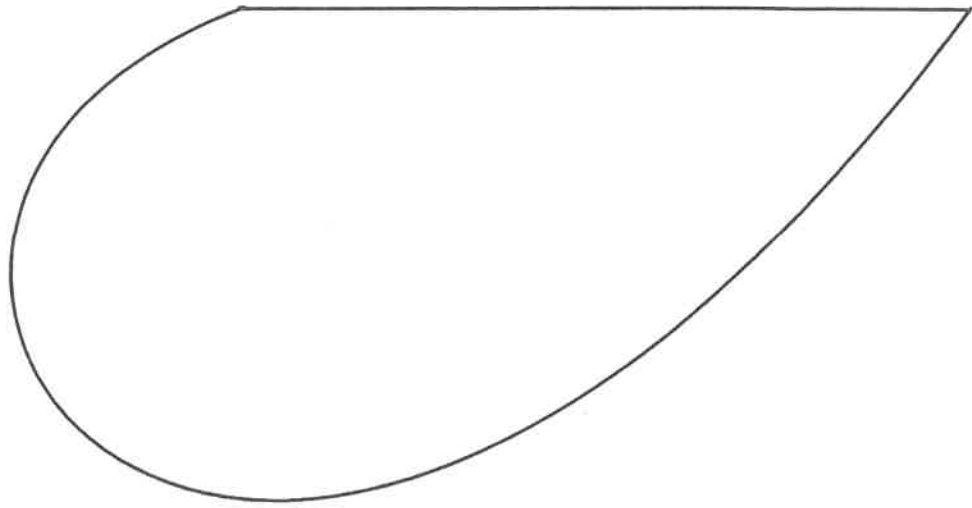
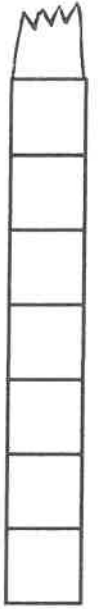
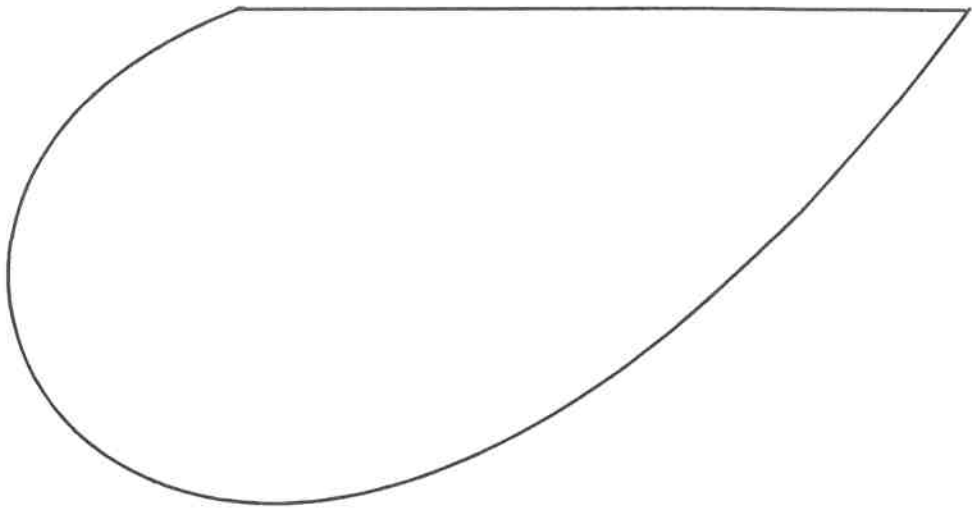

Quand tu me fais un câlin

Je n'ai plus de chagrin, chagrin

Et quand tu es parti

Je m'ennuie à l'infini






vendredi 12/06

*Travail pour*

*les 7<sup>èmes</sup> années*



## Programme de la journée du vendredi 12 juin.

1. Lecture farde 48-49.
2. Transcription « b ».
3. Padlet : jeux sur les nombres de 10 à 20.
4. « Carrément math » (farde verte) : pages 89 à 95.
5. Mémorisation de la poésie pour la fête des pères.
6. Bricolage : Carte de la fête des pères.
7. Découverte du « j » : petite histoire du « j » sur le Padlet + discrimination auditive et visuelle.
8. Lecture : farde 50.
9. Carnet sur les nombres de 10 à 20 : présentation + début.
10. Journal de classe + mémorisation de la poésie.

### Devoirs pour le mardi 16 juin.

- Ecriture.
  - Faire le carnet : Les nombres de 10 à 20 : pages 1 à 4.
  - Lecture : « j » : farde 50.
  - Jouer avec les jeux du Padlet.  
(colonnes 26/05, 02/06, 09/06, 12/06).
- <https://fr.padlet.com/madamevanhaerenetmadamegrauls/1>

## Transcription...

Basile ramasse les bottes de papa.

Babar a bu de la bière.

Bill aboie sur le facteur.

Bidibul fait des bulles.

Boris brûle du bois.

Je lis avec j - J - j - J

1. ja - je - ji - jo - ju

2. je - ji - ja - ju - jo

3. la jupe - le judo - un bijou - Jérôme

4. Juliette - le journal - un jouet - du jus

5. le job - un jury - jongler - des jumelles

6. Le plat mijote dans la casserole.

7. Le joueur a une balle jaune.

8. Je raconte l'histoire de Jésus.

9. Juhu a mis son pyjama jaune.

10. Je porte un joli bijou.

Prénom : \_\_\_\_\_

# LES NOMBRES DE

# 10 À 20

10	
10	1
10	2
10	3
10	4
10	5
10	6
10	7
10	8
10	9
10	10



Les nombres de 10 à 20.

Ecris bien.

10 | \_\_\_\_\_

11 | \_\_\_\_\_

12 | \_\_\_\_\_

13 | \_\_\_\_\_

14 | \_\_\_\_\_

15 | \_\_\_\_\_

16 | \_\_\_\_\_

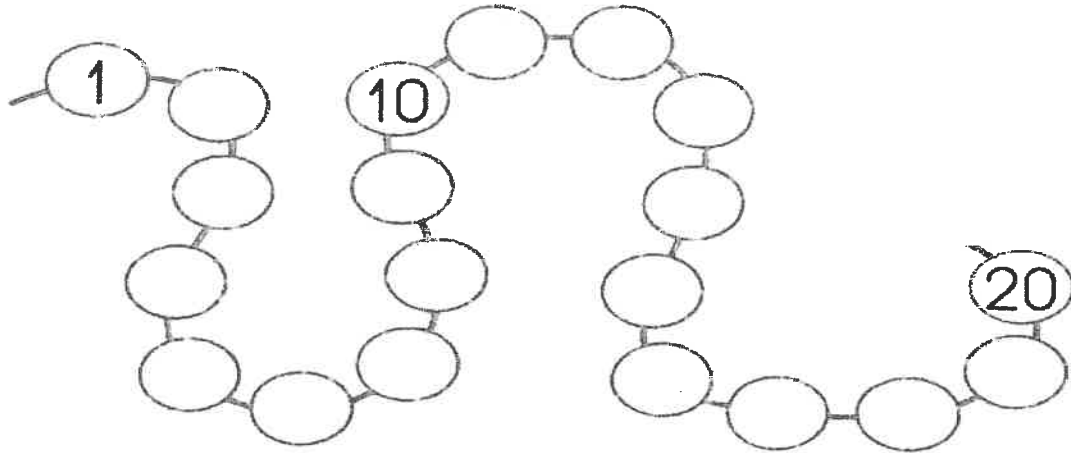
17 | \_\_\_\_\_

18 | \_\_\_\_\_

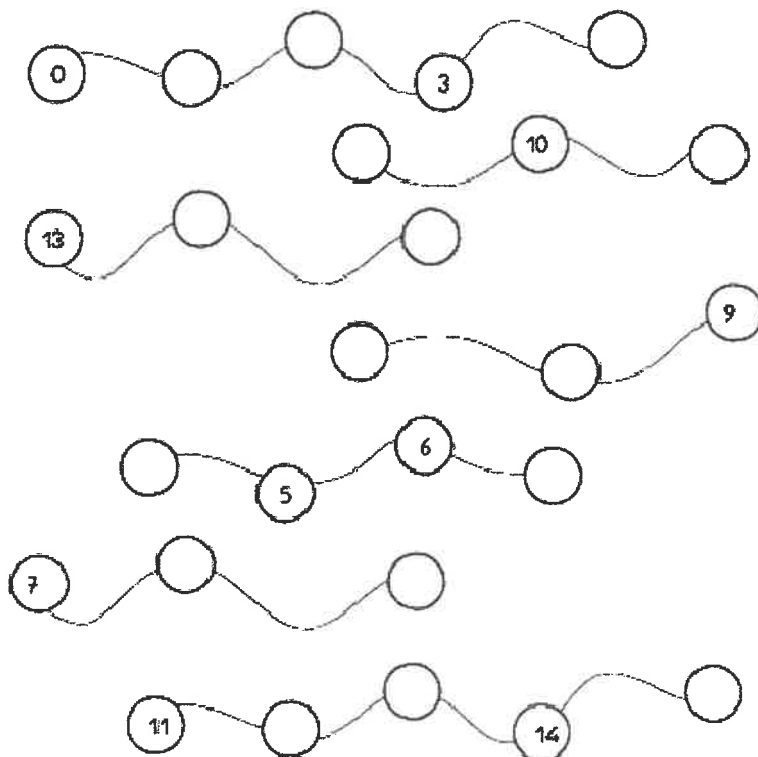
19 | \_\_\_\_\_

20 | \_\_\_\_\_

En route jusque 20.



1		4				9		12				17		20
---	--	---	--	--	--	---	--	----	--	--	--	----	--	----




1. Colorie le nombre d'objets demandés.


12



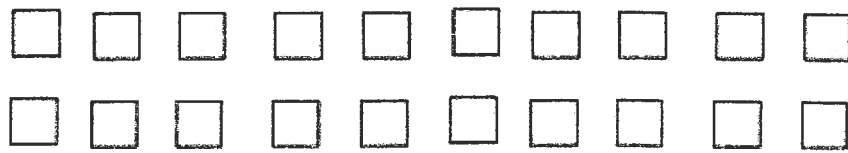
14



11




18



16



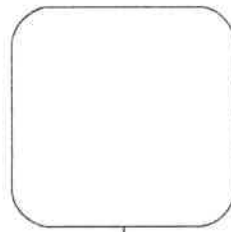
2. Dessine le nombre d'objets demandés.



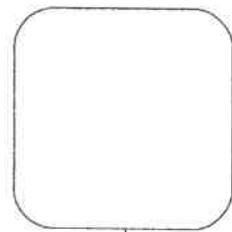
19



12

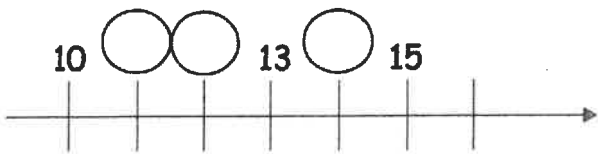
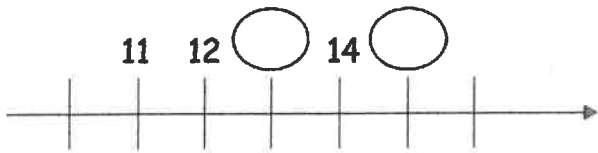
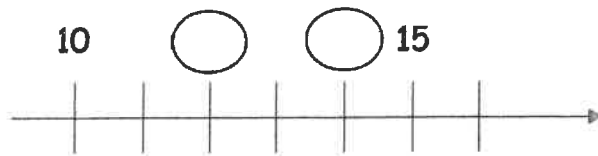


16



20

3. Ecris les nombres demandés.



4. Complète.

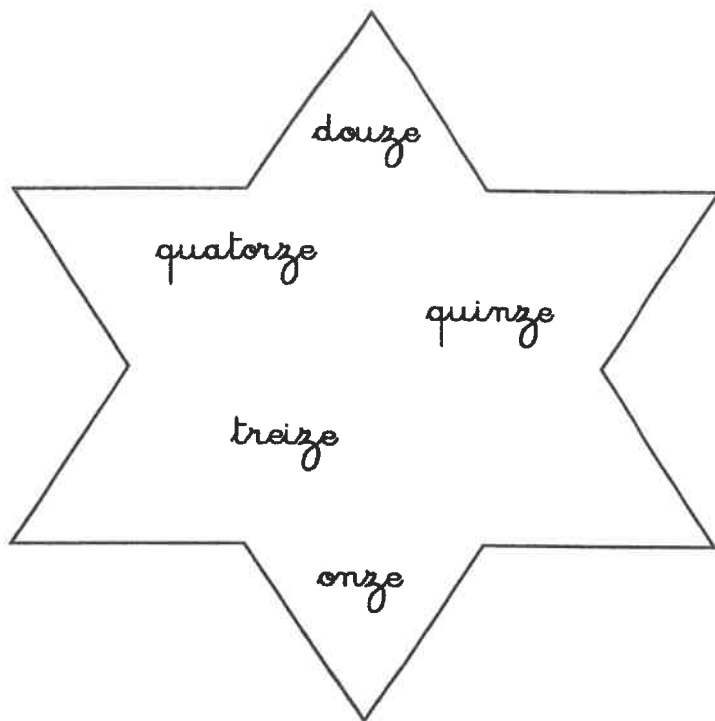


5. Ecris les nombres dictés.

• , • , • , • , • , • , • , • , • , •

6. Choisis et recopie.

- 11 \_\_\_\_\_
- 12 \_\_\_\_\_
- 13 \_\_\_\_\_
- 14 \_\_\_\_\_
- 15 \_\_\_\_\_



7. Dessine.

13	

12	

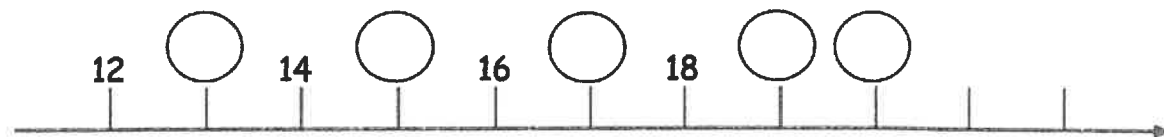
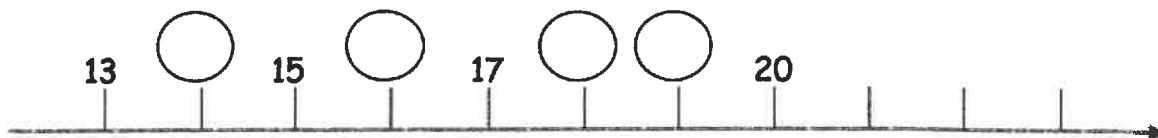
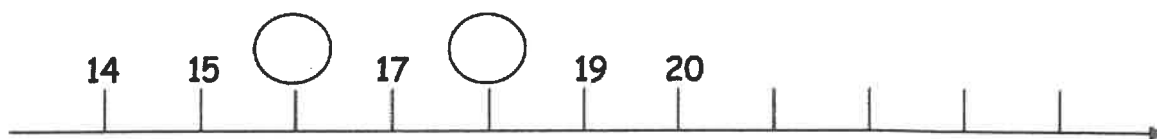
15	

11	

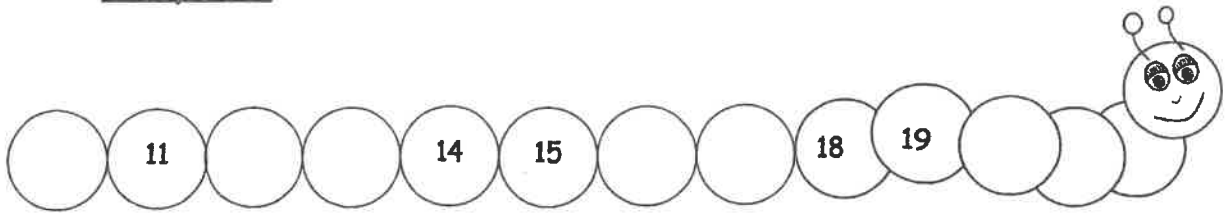
14	

10	

8. Ecris les nombres demandés.



9. Complète.

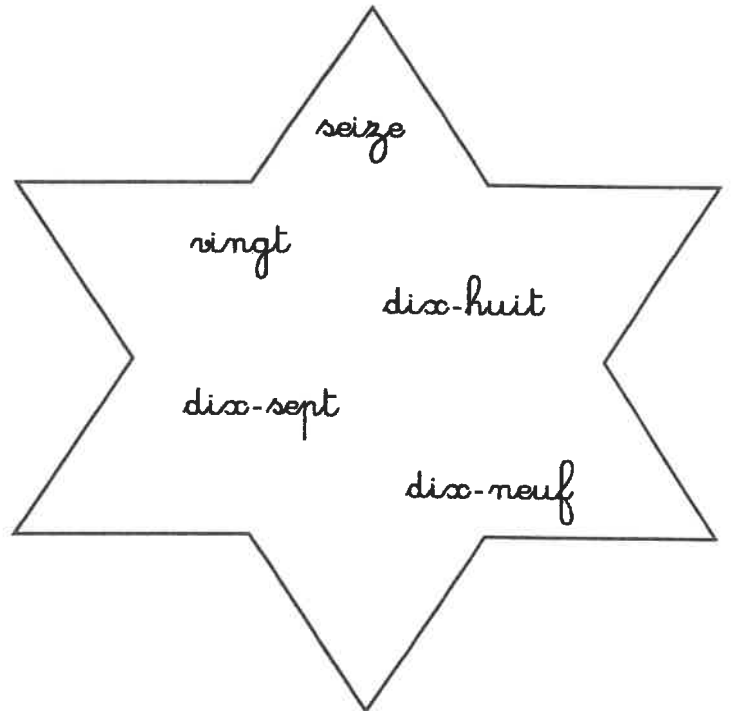


10. Ecris les nombres dictés.



11. Choisis et recopie.

16 \_\_\_\_\_  
17 \_\_\_\_\_  
18 \_\_\_\_\_  
19 \_\_\_\_\_  
20 \_\_\_\_\_



12. Dessine.

18	
----	--

20	
----	--

16	
----	--

17	
----	--

15	
----	--

19	
----	--

13. Complète.

$10 + 1 = 11$

$10 + \dots = 12$

$10 + \dots = 13$

$10 + \dots = 14$

$10 + \dots = 15$

$10 + \dots = \dots$

$10 + \dots = \dots$

$\dots + \dots = \dots$

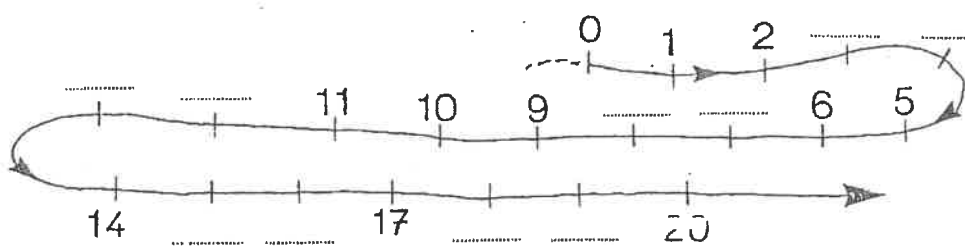
$\dots + \dots = \dots$

$10 + \dots = 20$

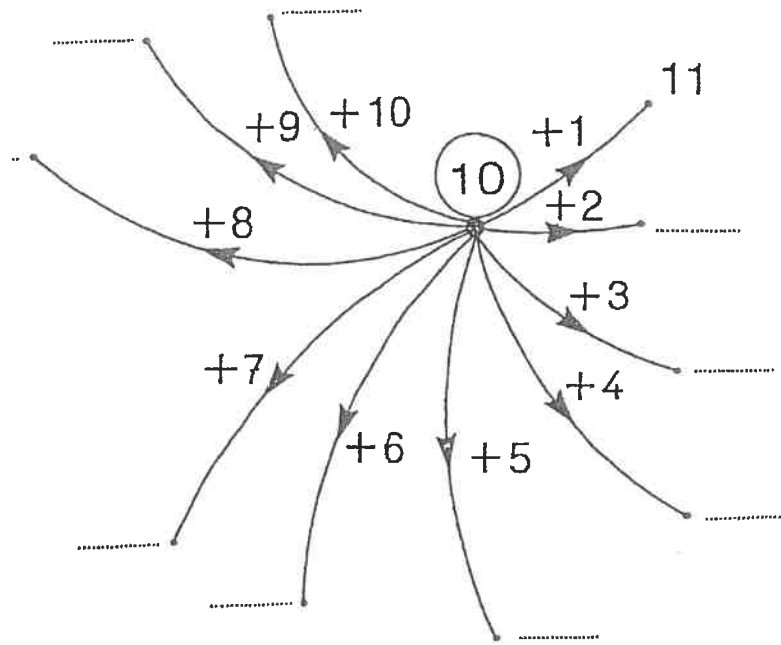
14. Relie.

- 14
- 11
- 12
- 16
- 13
- 18
- 19
- 17
- 15
- 20


15. En route jusque 20.



16. Complète.



17. Relie.





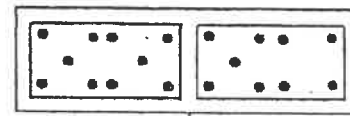
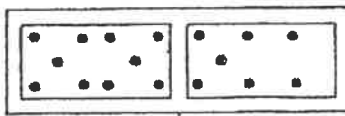
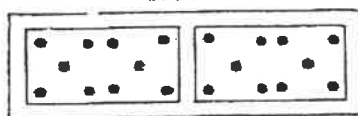
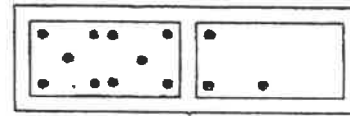
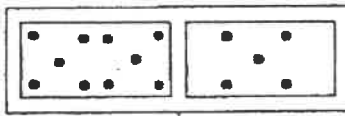
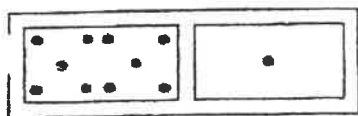
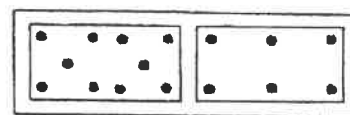
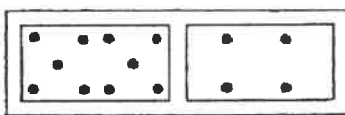

18. Complète.

$13 = 10 + \underline{\quad}$      $19 = \underline{\quad} + \underline{\quad}$      $14 = \underline{\quad} + \underline{\quad}$      $12 = \underline{\quad} + \underline{\quad}$

$10 + \underline{\quad} = 13$	$10 + \underline{\quad} = 17$
$10 + \underline{\quad} = 11$	$10 + \underline{\quad} = 20$
$10 + \underline{\quad} = 14$	$10 + \underline{\quad} = 12$
$10 + \underline{\quad} = 15$	$10 + \underline{\quad} = 18$
$10 + \underline{\quad} = 16$	$10 + \underline{\quad} = 19$

$14 = 1 + 10 + \underline{\quad}$

19. Ecris le cardinal correspondant à chaque domino.



$10 + 4 = \underline{\quad}$

$10 + 0 = \underline{\quad}$

$10 + 9 = \underline{\quad}$

$10 + 5 = \underline{\quad}$

$10 + 10 = \underline{\quad}$

$10 + 3 = \underline{\quad}$

$10 + 6 = \underline{\quad}$

$10 + 8 = \underline{\quad}$

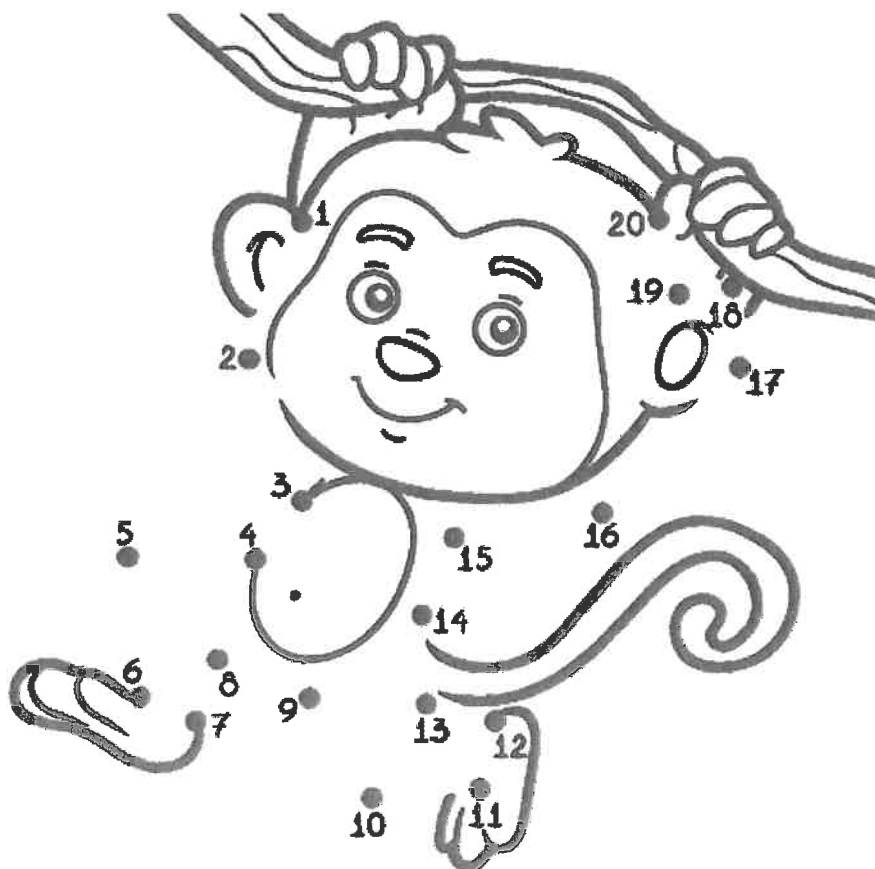
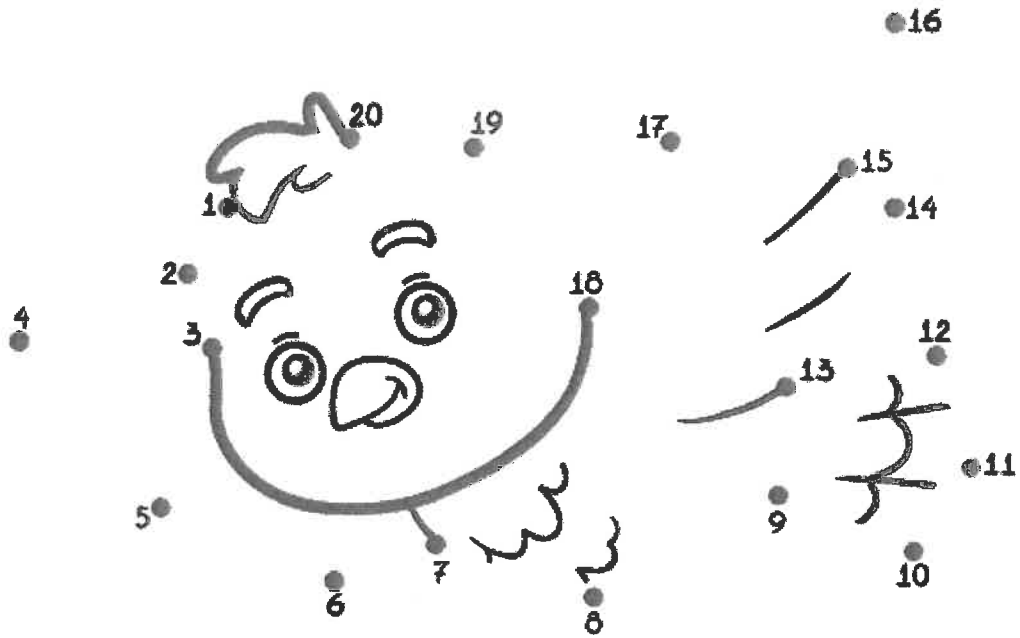
$10 + 1 = \underline{\quad}$

$10 + 2 = \underline{\quad}$

$10 + 7 = \underline{\quad}$

$0 + 10 = \underline{\quad}$

Relie les points de 1 à 20.



Entraîne-toi à écrire...

⚠ le "b" donne la main en haut.

ba

be

bi

bo

bu

bra

ble

absent